

2008

Wisconsin Early September Canada Goose Hunting Regulations

September 1–15, 2008



Photo credit: Ryan Brady

*Remember to report
each Canada goose harvested
within 48 hours of the kill by calling
1-800-99-GOOSE.
(1-800-994-6673)*

Visit the DNR website at dnr.wi.gov



Wis. Dept. of Natural Resources
Box 7921, Madison, WI 53707
PUB-WM-194 2008

Calculating hunting hours:

First, determine if you are hunting in the northern or southern area using the map to the right. Then determine the appropriate zone in which you are hunting. Add the minutes shown for this zone to the opening and closing times found in the appropriate hunting hours table below.

Northern Area Hunting Hours

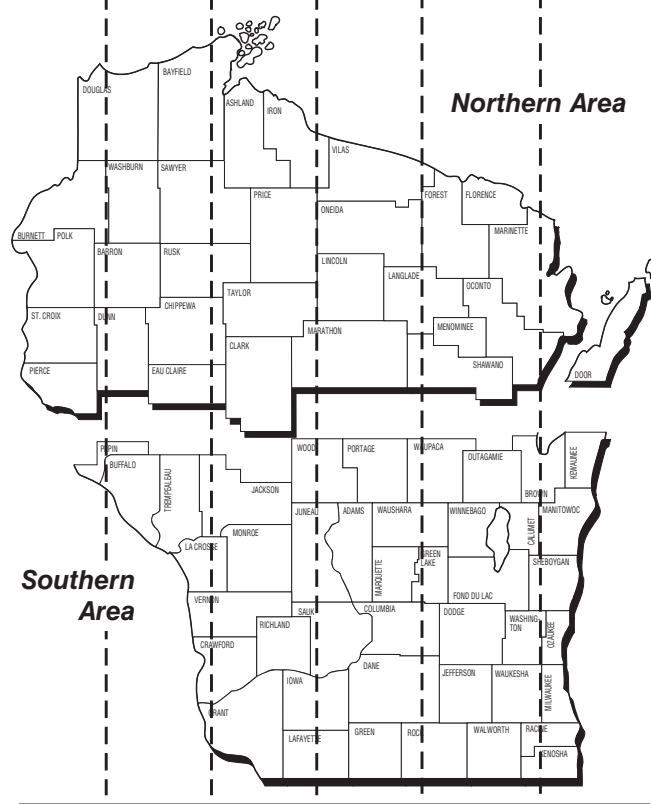
	AM	PM
Sept 1	5:42	7:27
Sept 2	5:43	7:25
Sept 3	5:44	7:23
Sept 4	5:46	7:21
Sept 5	5:47	7:20
Sept 6	5:48	7:18
Sept 7	5:49	7:16
Sept 8	5:50	7:14
Sept 9	5:52	7:12
Sept 10	5:53	7:10
Sept 11	5:54	7:08
Sept 12	5:55	7:06
Sept 13	5:57	7:04
Sept 14	5:58	7:02
Sept 15	5:59	7:00

Southern Area Hunting Hours

	AM	PM
Sept 1	5:45	7:26
Sept 2	5:46	7:24
Sept 3	5:47	7:22
Sept 4	5:48	7:20
Sept 5	5:49	7:18
Sept 6	5:51	7:17
Sept 7	5:52	7:15
Sept 8	5:53	7:13
Sept 9	5:54	7:11
Sept 10	5:55	7:09
Sept 11	5:56	7:08
Sept 12	5:57	7:06
Sept 13	5:58	7:04
Sept 14	6:00	7:02
Sept 15	6:01	7:00

Hunting Hour Zones

Zone F + 20 min. Zone E + 16 min. Zone D + 12 min. Zone C + 8 min. Zone B + 4 min. Zone A in table



Report Hunting Violations

CALL 1-800-TIP-WDNR

(1-800-847-9367)

**or #367 from your cell phone
(free for U.S. Cellular customers)**

**To email a report of violation not in progress:
le.hotline@wisconsin.gov**

**Toll Free ♦ Statewide ♦ 24-Hour ♦ Confidential
(This is NOT an information number)**

The Wisconsin Department of Natural Resources provides equal opportunity in its employment, programs, services and functions under an Affirmative Action Plan. If you have any questions, please write to Equal Opportunity Office, Department of the Interior, Washington, D.C. 20240.

This brochure is available in alternate formats upon request.



JG04/08

“Waterfowl” means ducks, geese, and brants.

**Pick up litter and
keep your hunting grounds
healthy!**

Finding Public Land Open to Hunting

The DNR website provides detailed maps showing public lands in your area. Go to dnr.wi.gov and click on the Hunting link. On the left side of the screen under “Hunting Opportunities” click on Wildlife Recreation Lands to select your region. For even more detailed boundary lines, use the interactive Web Mapping Tool found on that page.

Dear Early September Canada Goose Season Hunter:

Your participation in the Early September Canada Goose season provides an important partnership; it supplies you with a recreational hunting opportunity and it helps us manage our resident Canada goose population. This season has been meeting our management objectives so no changes are planned for 2008. This is our 9th year of a statewide Wisconsin Early September Canada goose season, and hunters are learning more about how to hunt this season. During the fall of 2007 you harvested a record of over 21,000 geese in the early season. Our 8 year average harvest for this hunt is 14,500 geese.

Here are some useful tips and key points to remember for this hunt. Resident geese often change their feeding and movement patterns as September approaches, so scout prior to the season and stay mobile during the season. You may need to think about hunting different locations and habitats than you are used to hunting later in the fall. Think creatively and always ask landowner permission to hunt private lands. Also keep in mind that there are many other folks spending time outdoors in early September. There is room for everyone to enjoy their recreational pursuits if we respect each other's interests.

You are required to report each goose harvested by calling 1-800-99-GOOSE (1-800-994-6673) as well as validating your permit by slitting the date of kill within 48 hours. Be prepared to enter your DNR customer ID, the date of kill, the county of kill, and the number of geese harvested. It only takes a few minutes to report this mandatory information. Our ability to document goose harvest through this system is important to the management of Canada goose populations.

We hope you have a safe and successful season!

Kent Van Horn
Migratory Game Bird Ecologist

Participation:

The season is open to all licensed hunters who possess an Early September Canada Goose Hunting Permit and required license and stamps. The permits are available for \$3.00 at DNR offices, license sales agents, by phone at 877-WI-LICENSE or online at dnr.wi.gov. Hunting permits may be purchased at any time prior to and during the Early September Canada Goose season. Participation in this hunt will not affect your participation in any zone hunt during regular Canada goose seasons.

Daily Bag and Possession Limits:

Statewide: 5 Canada geese daily, 10 in possession

Other than Canada geese and mourning doves, no other species of Migratory Game Bird may be taken from September 1–15.

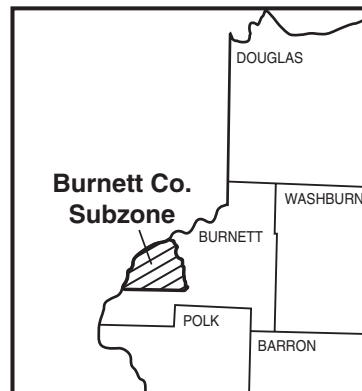
Where Can I Hunt?


Canada goose hunting during this period is open statewide with the exception of the Burnett County Subzone (closed; see below), and other local closed or restricted areas. All such areas on state land are posted with signs that describe the type of hunting regulations that apply to the area*. Please contact local property managers for more information. It is the **hunter's** responsibility to know what rules apply.

*See "Caution" statement regarding federal lands on the interior of this pamphlet.

Burnett County Subzone

Contact local DNR for boundary information.



 Early Canada Goose Season Closed in this Subzone

Warning

Some of the areas in the state have local firearm discharge restrictions. Please contact the local law enforcement officials to see if there are any local restrictions on the discharge of firearms in the area you plan to hunt.

Permits, licenses and stamps:

To participate in this early season, hunters must possess all of the following:

- ◆ a current Wisconsin Small Game Hunting License* (or Sports or Patron License, or an Archery License if hunting with a bow),
- ◆ a current Wisconsin Early September Canada Goose Hunting Permit,
- ◆ Harvest Information Program (HIP) registration,
- ◆ Federal Migratory Bird Stamp,*
- ◆ Wisconsin Waterfowl Stamp Privilege* (printed on your license),
- ◆ a valid hunter education certificate, if born on or after January 1, 1973.

***Note:** a person who has not reached the age of 16, but who is at least 12, is not required to have either stamp. Wisconsin hunter safety graduates do not need to purchase the state stamp privilege during the period in which the small game hunting privilege is free, but they must possess all other requirements. Senior Citizen Recreation Card holders and Armed Forces Small Game License holders are also exempt from the state stamp requirement, but a federal waterfowl stamp and HIP registration are required.

Health Advisory

No one should eat Canada geese using the waters in the City of Cedarburg. The DNR has issued this health advice to protect you from exposure to PCBs in Canada geese taken in this area.

Questions? Call the DNR Call Center toll-free at 1-888-WDNR INFO (1-888-936-7463)

Local 608-266-2621

Staff are available 7 days a week, 7:00 AM–10:00 PM
Hmong and Spanish are spoken.

State and Federal Migratory Game Bird Restrictions

Migratory Game Birds include ducks, geese, brant, rails, coots, moorhens, woodcock, snipe and mourning doves. The restrictions which apply include all those listed in the *Small Game Hunting Regulations*

(separate pamphlet) plus the following:

All rules below are both State (S) and Federal (F) unless specifically noted.

- ◆ **Dual violation:** Violation of state migratory bird regulations is also a violation of federal regulations.
- ◆ **Caution:** More restrictive regulations may apply to National Wildlife Refuges and Federally owned Waterfowl Production Areas open to public hunting. For additional information on federal regulations, contact U.S. Fish and Wildlife Service, Regional Migratory Bird Coordinator, Federal Building, Fort Snelling, MN 55111-4056. Telephone: (612) 713-5300.

While pursuing migratory game birds, it is illegal to:

- ◆ **Hours:** Hunt before or after established hunting hours. (See hunting hours and map.)
- ◆ **Closed season:** Hunt migratory game birds during the closed season.
- ◆ **Daily bag limits:** Take, or attempt to take, in any one day, more than one daily bag limit.

Methods Restrictions

1. Open Water (S)

“Open water” means any water beyond a natural growth of vegetation rooted to the bottom and extending above the water surface of such height as to offer whole or partial concealment to the hunter. Dead stumps and dead trees in the water do not constitute a natural growth of vegetation.

- ◆ **Open Water Hunting:** No person may hunt waterfowl in open water from or with the aid of any blind including any securely anchored boat, canoe, raft, contrivance, or similar device except from:
 1. *Mississippi River:* Blinds in any of the waters of the Mississippi River and adjoining counties provided the blinds are securely anchored and located not more than 100 feet from any shoreline including islands. Blinds in open water in the Lake Pepin portions of the Mississippi River are permitted regard-

less of the distance from shore provided the blinds are securely anchored.

2. *Big Green Lake and Great Lakes area:* Blinds in open waters of Big Green Lake in Green Lake County, Lake Superior, Lake Michigan, and Green Bay if beyond 500 feet of any lake or bay shoreline. Blinds do not have to be anchored in these areas.
3. *Lake Winnebago and Petenwell Flowage:* Blinds in open waters of Lake Winnebago and Petenwell Flowage (north of state highway 21 and south of state highway 73) if located more than 1,000 feet from any shoreline, including islands, provided blinds are securely anchored.
4. All open water blinds shall be removed at the close of hunting hours each day.

Note: You may hunt in any open water area provided you are standing on the bottom or on a frozen surface without the aid of any blind.

- ◆ **Jump Shooting:** The open water restrictions are not intended to prohibit legal jump shooting activities. It is illegal to hunt by non-motorized boat in streams. However, on larger bodies of water, the hunter must keep a portion of the boat in natural vegetation. Skirting the edge of rivers and lakes in this manner is considered legal.

2. Structures, Boats and Vehicles

While pursuing migratory game birds, it is illegal to:

- ◆ **Structures (S):** Hunt from any pier, dam, dock, or similar structure. Class A disabled hunting permit holders are exempted.
- ◆ **Sink box:** Hunt from a sink box (a low floating device, having a depression affording the hunter a means of concealment beneath the surface of the water).
- ◆ **Waterfowl blinds (S):** Establish a waterfowl blind on state property, including the bed of any navigable lake, prior to 7 days before the season or leave it established beyond 7 days after the close of the season. No person may maintain, occupy or use any blind left on state property during the season unless the owner's name, address and DNR customer identification number in the English language and in lettering one inch square or larger is affixed permanently to the blind and shall be readily visible and legible at all times.

- ◆ **Moving boats:** Hunt from any *moving* boat *other than those* propelled by paddle, oars or pole. Motorboats and sailboats must have their motors completely shut off and/or the sail furled and the boat's progress stopped before loading a firearm and shooting. Use of boat motors is not allowed on all wildlife areas. Check for signs and with local property manager for restrictions on use of boat motors.
- ◆ **Vehicle use:** Hunt migratory game birds from, or with the aid or use of, any vehicle except by qualified disabled persons under DNR permit and as authorized by Federal Rules.

3. Devices

While pursuing migratory game birds, it is illegal to:

- ◆ **Decoys:** Hunt with decoys which are:
 1. Placed beyond 200 feet from the blind or cover in which the hunter is located (S).
 2. Placed in the water prior to one hour before the opening of waterfowl hunting time (S).
 3. Left in the water more than 20 minutes after the close of waterfowl hunting time (S).
 4. Left in the water unattended. *Note: You may leave decoys unattended on dry land* (S).
 5. Live, tame or captive ducks or geese, regardless of distance from the hunter.

All live, tame, or captive ducks and geese shall be removed for a period of 10 consecutive days prior to hunting, and confined within an enclosure which substantially reduces the audibility of their calls and totally conceals such birds from the sight of migratory waterfowl.

- ◆ **Bird calls:** Possess while hunting or use records, tapes or CDs of migratory bird calls or sounds or electronically amplified imitations of bird calls.
- ◆ **Baiting:** Directly or indirectly place, expose, deposit, distribute, or scatter salt, grain, or other feed that could serve as a lure or attraction for migratory game birds to, on, or over any areas where hunters are attempting to take them.

- ◆ **Baited area:** Hunt migratory game birds by the aid of baiting, or on or over any baited area, where a person knows or reasonably should know that the area is or has been baited. Any such area will be considered a baited area for 10 days following the complete removal of all such salt, grain, or other feed.
- ◆ **Hazing:** Use in any manner any air, water, or motor-driven land conveyance for the purposes of concentrating, driving, rallying, or stirring up any migratory game bird to put them in the range of hunters.

4. Guns and Ammunition

While pursuing migratory game birds, *it is illegal to:*

- ◆ **Shotguns:** Hunt with anything other than a shotgun fired from the shoulder, bow and arrow, or by falconry.
- ◆ **Crossbows** are not legal to use except by the following:
 - Resident disabled hunters issued a Crossbow permit or a Class A, Class B Crossbow or Class C permit that authorizes hunting with a crossbow with a valid archery license.
 - Resident hunters 65 years of age or older with a valid archery license.
 - Non-resident disabled hunters issued a Class A, Class B Crossbow, or Class C permit that authorizes hunting with a crossbow with a valid archery license.

Note: When authorized, crossbows shall have a minimum draw of 100 pounds, a workable safety, and use at least 14-inch long bolts or arrows equipped with broadheads.

Bows that are equipped with a Draw-Lock type mechanism that holds the bow at full draw are considered crossbows, but are exempt from the 100 pound minimum requirement.

- ◆ **Other Methods:** Take with a trap, snare, net, rifle, pistol, swivel gun, shotgun larger than 10 gauge, punt gun, battery gun, machine gun, fishhook, poison, drug, explosive, or stupefying substance.
- ◆ **Firearms transport (S):** Carry in or on a motor-driven boat while the motor is running, any firearm or bow unless such firearm is unloaded and such bow is unstrung or enclosed within a carrying case.
- ◆ **Shotgun capacity:** Hunt with a shotgun capable of holding more than three shells, unless it is plugged with a one-piece filler which is incapable of removal without disassembling the gun.

- ◆ **Shot type:** Hunt with or while in possession of any type of lead shot when hunting waterfowl, snipe, rails, moorhens and coot statewide; or while hunting mourning doves on department managed lands. Any shot used must be nontoxic (defined in the following table). This means muzzleloaders must also use nontoxic shot. Only nontoxic shot sizes BB, BBB, T or smaller are legal. Size F shot is illegal in Wisconsin.

Nontoxic Shot Types Approved for Waterfowl and Mourning Dove Hunting

Shot Type	Composition by Weight
Bismuth-Tin	97% bismuth and 3% tin
Iron (Steel)	iron and carbon
Iron-Tungsten	any proportion of tungsten and $\geq 1\%$ iron
Iron-Tungsten-Nickel	$\geq 1\%$ iron, any proportion of tungsten, and up to 40% nickel
Tungsten-Bronze (Two Types)	51.1% tungsten, 44.4% copper, 3.9% tin, and 0.6% iron and 60% tungsten, 35.1% copper, 3.9% tin, and 1% iron
Tungsten-Iron-Copper-Nickel	40–76% tungsten, 10–37% iron, 9–16% copper, and 5–7% nickel
Tungsten-Matrix	95.9% tungsten and 4.1% polymer
Tungsten-Polymer	95.5% tungsten and 4.5% Nylon 6 or 11
Tungsten-Tin-Iron	any proportions of tungsten and tin, and $\geq 1\%$ iron
Tungsten-Tin-Bismuth	any proportions of tungsten, tin, and bismuth.
Tungsten-Tin-Iron-Nickel	65% tungsten, 21.8% tin, 10.4% iron, and 2.8% nickel

* **Notice:** Non-toxic shot is required for all shotgun hunting, except deer, on all Federally owned Waterfowl Production Areas (WPA).

Possession Restrictions

- ◆ **Retrieval:** No person may kill or cripple any game bird without making every reasonable effort to retrieve such bird. A hunter who cripples a bird which falls or moves into open water may immediately pursue the bird into open water and shoot from a boat while being propelled by paddle, oars or pole.

Reporting and Validating Requirements:

- ◆ When a Canada goose is killed, and before it is carried by hand or transported in any manner, the hunter shall validate the permit by slitting or punching holes in the permit in the manner indicated. Failure to do so renders any goose in the person's possession illegal.

- ◆ Hunters must report each goose harvested within 48 hours of the kill by calling, toll free, 1-800-99-GOOSE (1-800-994-6673).
- ◆ **Tagging:** No person may give, put, or leave any migratory game birds at any place or in the custody of another person unless the birds are tagged by the hunter with the following information:
 - The hunter's signature
 - The hunter's address
 - The total number of birds tagged per species
 - The dates such birds were killed

No person or business may receive or have in custody any migratory game birds belonging to another person unless such birds are properly tagged and a record of such receipt is kept by the business.

- ◆ **Possession of live birds:** Wounded birds reduced to possession shall be immediately killed and included in the daily bag limit.
- ◆ **Importation:** For information regarding the importation of migratory game birds killed in another country, hunters should consult the federal rules 50 CFR 20.61 through 20.66 (a copy can be obtained from the USFWS address shown under "Caution" on the inside of this pamphlet).
- ◆ **Shipment:** No person may ship migratory game birds unless the package is marked on the outside with:
 - The name and address of the person sending the birds
 - The name and address of the person to whom the birds are being sent
 - The number of birds by species, contained in the package

- ◆ **Transportation:** After validating your permit, if required, migratory game birds may be field dressed before they are transported from the field. However, the head or one fully feathered wing must remain attached to all migratory game birds while in the field and while being transported (1) from the field *to* the person's permanent abode *and* (2) between a hunting cabin, camp, motel or other temporary abode *to* the permanent abode.

Bird Bands: Should you obtain a bird band, please visit www.reportband.gov or call 1-800-327-BAND to report the date and location of recovery. You may also flatten the band out and tape it to a 3x5 postcard or simply write the number on a 3x5 postcard. Add the date and location of recovery, your name and address, and mail the card to:

Bird Banding Laboratory
12100 Beech Forest Rd.
Laurel, Maryland 20708.